


Name: _____



First Grade Homework Room 6 & 18

Week of: October 28, 2013

Return on: October 31, 2013

* The spelling test is on Thursday, Oct. 31.

Instructions:

1. Read daily for at least 15 minutes and complete the attached reading log. Work on the other attached worksheets. Complete at least one math, one Language Arts, and one Chinese page each day.
2. Please have an adult check your work, and have them help you correct any errors.
3. Turn in completed packet on **Thursday**.

My child has completed all of the assigned homework and we have reviewed it together.

Parent Signature: _____

*Thursday October 31, 2013 is a minimum day.

- Dismissal at 1:15 PM.


* No school Friday November 1, 2013

First Grade Spelling Words
Theme 2 Week 2



1. leg
2. beg
3. men
4. hen
5. let
6. get
7. top
8. lot
9. no
10. some

Challenge words:
sled spend




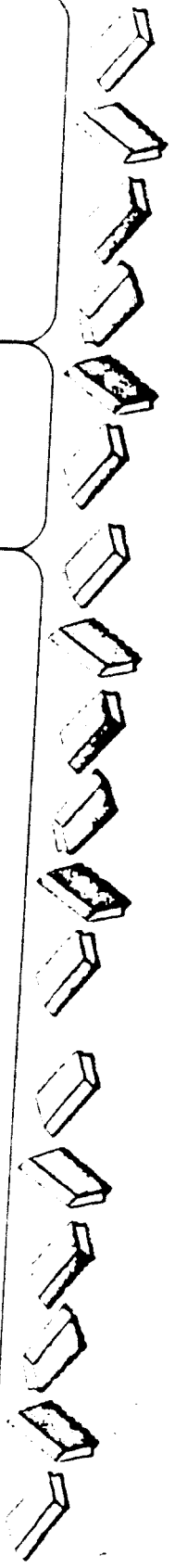
Reading Log

Once upon a time



Please read with your child for 15 minutes each day

Date	Book Title	Minutes	Parent Signature
Monday	 My Friend Rabbit	15	
Tuesday	Book Title	Minutes	Parent Signature
Wednesday	Book Title	Minutes	Parent Signature
Thursday	Book Title	Minutes	Parent Signature



Spelling Homework

Write your spelling words three times each.

1. _____
2. _____
3. _____
4. _____
5. _____
6. _____
7. _____
8. _____
9. _____
10. _____

Write your spelling words in ABC order:

_____, _____, _____


_____, _____, _____

_____, _____, _____


Name _____

Read the question. Look at the picture.
Write the answer.

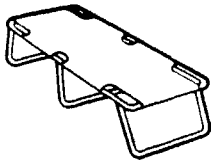
1. Is this a pet or a pot?



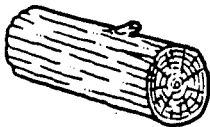
2. Is this a map or a mop?



3. Is this a cot or a cat?



4. Is this a leg or a log?



5. Is this a sock or a sack?



Name _____

A. Write words from the box to complete the poem.

two

her

they

One


_____ little bug,

Sits on _____ log.

She sees _____ frogs!

What do _____ say?

"Let's all play!"

B. Use words from the box to write two rhyming sentences.

Name _____

Look at each set of words.**One word in each set is spelled correctly.****Use a pencil to fill in the circle in front of that word.****Sample A is done for you.****Sample A:**☐ A. hat☐ B. hatt☐ C. haet1. ☐ A. hopp☐ B. hap☐ C. hop2. ☐ A. lot☐ B. lott☐ C. lat3. ☐ A. tep☐ B. top☐ C. topp4. ☐ A. owr☐ B. our☐ C. arre5. ☐ A. hott☐ B. hotte☐ C. hot6. ☐ A. they☐ B. thay☐ C. theye7. ☐ A. log☐ B. logg☐ C. loge8. ☐ A. hoag☐ B. hog☐ C. howg9. ☐ A. stopp☐ B. stop☐ C. stoped10. ☐ A. frog☐ B. frogg☐ C. frag

Name _____

The **main idea** tells what the story is about.

Read the story.

Pat and Pam like to play. They can jump. They can run.
They cannot bat. Pat and Pam are cats!

Read each sentence. Does the sentence tell the
main idea? Write yes or no.

1. Pat and Pam cannot bat.

2. Pat and Pam can jump.

3. Pat and Pam like to play.

4. Pat and Pam can run.

Write the sentence that tells the main idea.

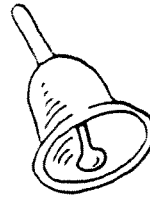
5.

Name _____

Circle the word that completes the sentence.
Then write the word on the line.

1. She has a _____.

hat ball bell




2. Ted is in a _____.

fish pen band



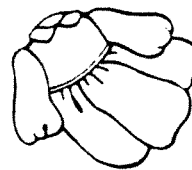
3. The hen sits on a _____.

net nest pan



4. Jen likes her _____.

dress vest bat



5. Ben is in his _____.

tent bed ten



Name _____

Fill in the sentences with words from the box.


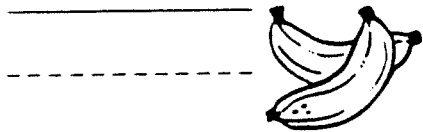
Draw a line from each sentence to who said it.

Who some of No eat


1. Look at my box _____ shells.




2. I like to _____



3. _____ said, I sit on my limb?



4. _____, thank you.



5. Can I have _____?



Name _____

Reteaching

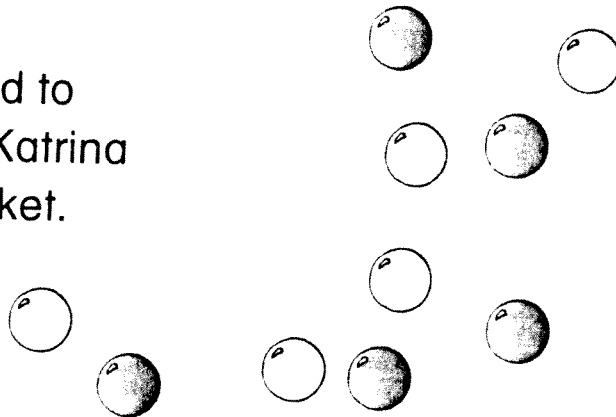
5-5

Problem Solving: Make a Table

Katrina has purple marbles and yellow marbles.
She can only fit 5 marbles in her pocket.
How many different ways can Katrina put
5 marbles in her pocket?

To solve the problem, you need to
find how many different ways Katrina
can put the marbles in her pocket.

You can make a table
and then count how
many ways you made.



1. Complete the table.

2. There are _____ different ways.

3. What is the sum of each row
in your table?

5	0
4	1
3	2

Name _____

Practice

5-5

Problem Solving: Make a Table

Make a table to solve the problem.

- Ed eats 6 pieces of fruit.
He can eat strawberries or grapes.

Show the ways Ed could pick which
fruit to eat.

_____ ways

- If Ed eats 4 strawberries,
how many grapes does he eat?

Strawberries	Grapes
0	
	3
6	

Reasoning

- Kathy has red balloons and
blue balloons.
She gives away 5 balloons.

If she gives away 3 red balloons,
how many blue balloons does
she give away?

☐ 3 balloons

☐ 1 balloon

☐ 2 balloons

☐ 0 balloons

Red	Blue

Name _____


Reteaching


6-2

Doubles

You can use a double to add.

Both addends
are the same.
They are doubles.

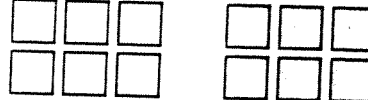

 $\underline{2} + \underline{2} = \underline{4}$


 $\underline{3} + \underline{3} = \underline{6}$

Write an addition sentence for each double.

1. 

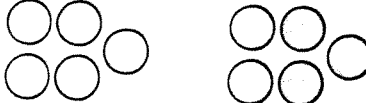
$\underline{4} + \underline{4} = \underline{8}$

2. 

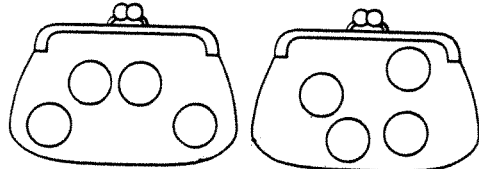
$\underline{6} + \underline{\quad} = \underline{\quad}$

3. 

$\underline{\quad} + \underline{\quad} = \underline{\quad}$

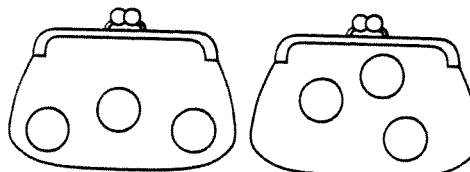
4. 

$\underline{\quad} + \underline{\quad} = \underline{\quad}$

5. 

How many coins
are there in all?

$\underline{\quad} + \underline{\quad} = \underline{\quad}$

6. 

How many coins
are there in all?

$\underline{\quad} + \underline{\quad} = \underline{\quad}$

Name _____

Practice

6-2

Doubles

Write the sum.

1.

$$\begin{array}{r} 4 \\ + 4 \\ \hline \end{array}$$

8

2.

$$\begin{array}{r} 6 \\ + \square \\ \hline 12 \end{array}$$

3.

$$\begin{array}{r} 1 \\ + 1 \\ \hline \end{array}$$

4.

$$\begin{array}{r} 3 \\ + 3 \\ \hline \end{array}$$

5.

$$\begin{array}{r} 5 \\ + \square \\ \hline 10 \end{array}$$

6.

$$\begin{array}{r} 0 \\ + 0 \\ \hline \end{array}$$

7.

$$\begin{array}{r} 2 \\ + 2 \\ \hline \end{array}$$

8.

$$\begin{array}{r} 7 \\ + 7 \\ \hline \end{array}$$

9.

$$\square + \square = 16$$

10.

$$\square + 9 = 18$$

Algebra

11. $1 + 1 + 2 + 2 =$ _____

☐ 3

☐ 5

☐ 4

☐ 6

名字: _____

home,
family

家

家 家

、 、 山 由 夕 字 字 字

নাঃ

有

一才冇冇冇

